

The Optimum Guide.

A quick introduction to your TV, phone and internet.

Version 1.4
DM0714COMM001OG



optimum.net/getstarted

All the answers you need to get started.

Make **optimum.net/getstarted** your first stop for FAQs, learning how to create your Optimum ID and discovering how to get the most out of your services at home and on the go.

Reach us online or on your TV 24/7:



optimum.net/support: Find answers to FAQs, helpful tutorials and all the ways to contact us for help.



Explore Optimum Ch. 900, Explore Optimum en español Ch. 904 and Optimum Channel on Ch. 14: Access account information, watch simple tutorials, and learn about our services, products and programming.



optimum.net/chat: Instantly chat online with Optimum experts 24/7.



optimum.net/emailus: Send us your questions for personalized help from an Optimum expert.



facebook.com/Optimum: Like our page to join a conversation or start your own.



@OptimumHelp: Tweet your questions. We're #HereToHelp.



youtube.com/Optimum: Check out our playlist of tutorials.

You won't want to forget these.

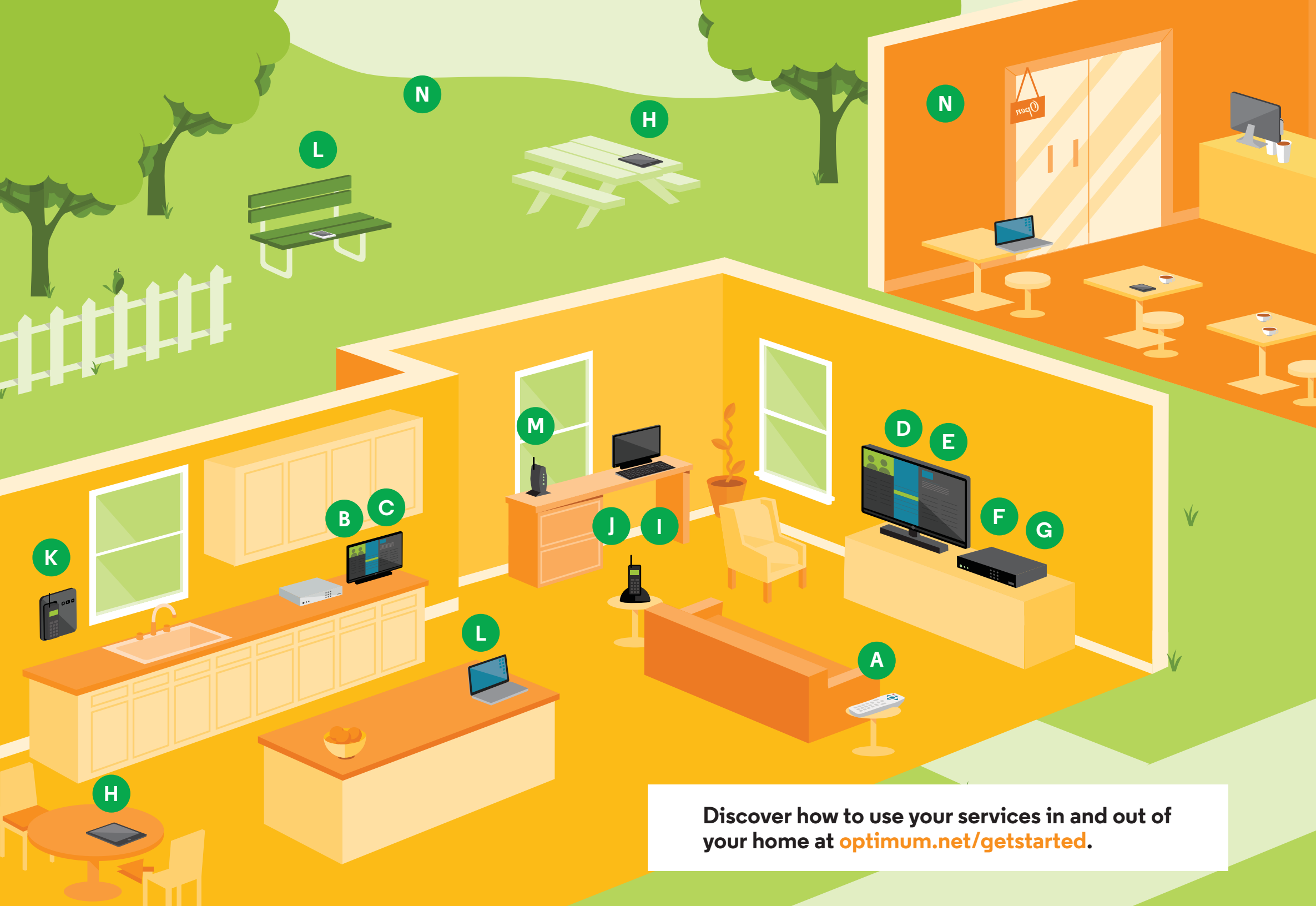
Optimum ID and password: _____

Wireless network name (SSID): _____

Wireless network password: _____

Phone number and password: _____

For service terms and information, visit **optimum.net/serviceinfo**.



Discover how to use your services in and out of your home at optimum.net/getstarted.

Your Optimum services go wherever your day takes you. This guide shows you how to make the most of them. So you'll have everything you need to know in order to stay connected and entertained.

Get started	2	Phone	9
TV	3	I Voicemail	9
A Remote	3	Wherever you are, check your messages by phone or online and get text message alerts.	
Control your cable box and your TV with one remote.		J Calling features	9
B Program guide	3	Get the most out of your phone service with features like Call Waiting with Caller ID, VIP Ringing, Backup Phone and more.	
You can never have too many choices. Your guide leads you to everything Optimum TV has to offer.		K International calling	10
C Parental Controls	4	Connecting with friends and family around the world is easy, and won't break the bank.	
Not every show is for everybody. We make it easy to control who sees what.		Internet	11
D Multi-Room DVR	5	L Email	11
Start watching a recorded show in one room and finish it in another. Even manage your recordings when you're on the go.		Safe, smart and easy. Check Optimum email at home and on the go from your computer or mobile device.	
E Exclusive Optimum channels	6	M WiFi access at home	11
Local news, high school sports and more. Original programming only on Optimum.		Stream videos, update your status, shop online and more from any room in the house.	
F On Demand	6	N Optimum WiFi hotspots	12
Anytime's prime time with our extensive library of On Demand shows, movies, music videos and more.		Stay connected with internet access at over 1 million Optimum WiFi hotspots.	
G Pay Per View	7	Help	14
The best seat in the house for championship boxing, MMA bouts, WWE events and more.			
H Optimum App	8		
Watch TV anywhere you've got an internet connection—in and out of your home.			

Get started.

Optimum ID.

Your key to accessing over 1 million Optimum WiFi hotspots, managing your DVR on the go, using the Optimum App and more.

Create yours now at home through your home internet connection. Just have your account number on hand, which you can find on your bill, installation receipt, store receipt or packing slip. To create or retrieve your Optimum ID, visit optimum.net/idhelp, or tune to Explore Optimum Channel 900 or Explore Optimum en español Channel 904 on your TV.

Manage your account.

Visit optimum.net/profile to let us know the best way to reach you and to change your contact or account information.

You can pay your bill, set up automatic payments, sign up for paperless billing or watch a personalized video to walk you through your bill at optimum.net/pay-bill. The video is available on Explore Optimum Channel 900 or Explore Optimum en español Channel 904 as well. You can also pay your bill by phone, by mail or in person at any Optimum Store. Visit optimum.net/stores to find the one nearest you.

Stay informed.

At Optimum we know how important it is to keep our customers informed. You can receive text alerts about Optimum service outages and important updates. Just call ****OPTIMUM** from your mobile phone to sign up.

Optimum Rewards.

Available exclusively for customers with all three services, you'll get great deals on Broadway shows, concerts, recreational activities and more. Join today on Channel 909 or at optimumrewards.com.

We will send no more than three messages per week, or as needed for outages, to the number provided by calling ****OPTIMUM**. For help text "HELP", to cancel text "STOP". Message and data rates may apply. Optimum Rewards program members must maintain Optimum Economy, Optimum Value or Family Cable with Optimum TV or above plus Optimum Online and Optimum Voice. Program is available to residential accounts in good standing. Other restrictions may apply. See OptimumRewards.com for complete terms, eligibility requirements and further details on all promotions.

TV.

Remote.

Your Optimum remote can control any TV with a three-digit model code that matches your TV. To find the code for your TV manufacturer, visit optimum.net/support and type "TV codes" into the "Search FAQs" bar.

Program guide.

One-click access on your remote to find whatever you want.

Simply press **GUIDE** on your remote. Once the guide is on screen, you're ready to search your favorite Optimum TV programming.

When a program is highlighted in the program guide, just press **SEL** and you can watch the program, get more information about it, or record it if you have DVR or Multi-Room DVR service.

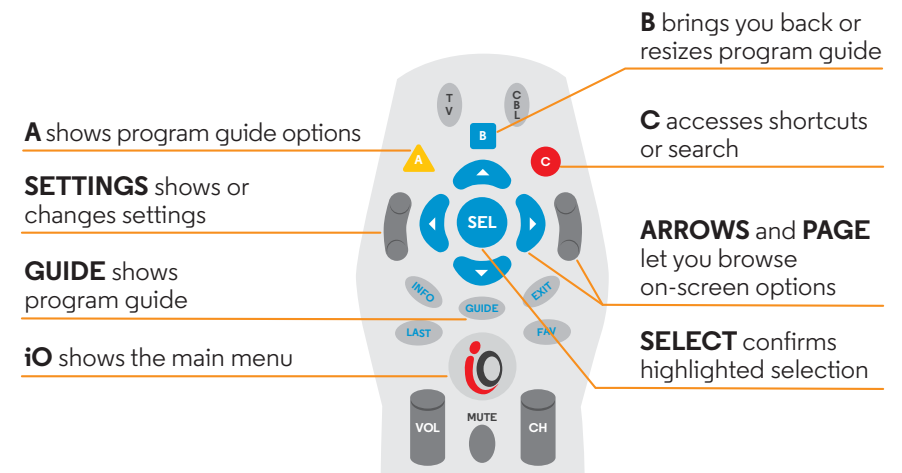
Learn more about the program guide by visiting optimum.net/newguide.

Some other helpful tips:

Multi-Room DVR Recordings – Channel 1001

On Demand – Channel 500

Optimum Channel – Channel 14



Parental Controls.

To prevent young viewers from accessing inappropriate programming, Optimum lets you block channels, titles or programs based on ratings. You can also limit Pay Per View access and prevent adult titles from appearing in the program guide.

Set up your PIN.

- 1 Press **SETTINGS** twice on your remote.
- 2 Use the **ARROWS** to highlight “Parental Controls” and press **SEL**.
- 3 Highlight “Set PIN” and press **SEL**.
- 4 Enter and re-enter your new four-digit PIN. To change your PIN, highlight “Modify PIN” and press **SEL**.

Note: Remember to follow these steps on each one of your digital cable boxes.

Blocking.

You can relax, knowing that mature programming is off limits to anyone who shouldn't be seeing it.

- 1 Press **SETTINGS** twice on your remote.
- 2 Use the **ARROWS** to highlight “Parental Controls” and press **SEL**.
- 3 Set your personal preferences.

Note: If you don't activate Parental Controls, all titles, channels and content with all ratings will be accessible to all household members.

To find out more about Parental Controls, including how to set them up on the Optimum App, go to optimum.net/parentalcontrols.

Multi-Room DVR.

Turn every TV in your home into a DVR and never miss another minute of your favorite shows.

- Record up to 15 shows simultaneously while watching any live or pre-recorded show, from any cable box in the house.
- Start watching a recorded show in one room and finish it in another.
- Pause live TV from any cable box in the house.

Record.

- 1 When you're watching a program you want to record, press **REC** on your remote.
- 2 In Recording Options, use the **ARROWS** to highlight “Record” and press **SEL** to start recording.

Watch.

- 1 Press **DVR** on your remote to access your Recorded List.
- 2 Use the **ARROWS** to highlight a program and press **SEL**.
- 3 From the right-hand menu, highlight “Play” and press **SEL** to begin watching.

Manage.

While at home, simply press **DVR** on your remote to access the Recorded List.

When you're not home, you can manage all your recordings and more online at optimum.net/dvr, or with the Optimum App.

Note: If you're using a TV with single-room DVR, go to Channel 1001 to access your Multi-Room DVR recordings. Otherwise you'll only have access to those locally stored recordings. You'll know you have single-room DVR if you have a silver Scientific Atlanta cable box.



Standard DVR and Multi-Room DVR at additional monthly charge. Standard DVR service requires a digital cable box with DVR capabilities. See optimum.com/dvr and optimum.com/multiroomdvr for details. Equipment fees apply. In order to program your DVR online, you must subscribe to DVR for Optimum TV and/or Multi-Room DVR. A valid Optimum ID is also needed in order to access the website.

Exclusive Optimum channels.

Get news. Get info. Get moving.

News 12 on Channel 12 and Interactive on Channel 612*: News doesn't get more local than this unless it's coming from the guy next door. And you can't trust his sources.

MSG Varsity on Channel 614: Catch the best in local high school sports and more original programming around the clock on Channel 614 or at msgvarsity.com.

Optimum Channel: Tune to Channel 14 daily from 9 AM to midnight for informative, entertaining, original shows that shine a light on Optimum products, services and programming.

On Demand.

With On Demand, you get instant access to tens of thousands of hit movies, popular TV shows, music videos, children's programming and much more — at any time of the day or night. Simply tune to Channel 500 or press **io** on your remote and use the **ARROWS** to highlight "On Demand" from the main menu, and press **SEL**.

Movies: Instant access to the latest new-release movies and Hollywood classics, all from the comfort of your living room.

TV Shows: Next-day access to the top-rated series from NBC, ABC, FOX and CBS, plus the best original programming from premium networks like HBO and SHOWTIME. You also have access to programs from dozens of popular networks such as A&E, Discovery, History, AMC, Food Network, HGTV, TLC and many more.

Premium Subscriptions: Get access to popular programming from Disney Channel, IFC In Theaters, Disney Family Movies and more for a small monthly charge.

Pay Per View.

You always have the best seat in the house, with no tall guys blocking your view.

Watch the most exciting live sporting events, including championship boxing, bone-crushing UFC mixed martial arts bouts and the wildest WWE wrestling events.


To order, simply tune to Channel 550 for events in HD, and follow the on-screen instructions. Pay Per View events are also available in Spanish on Channel 553. If the event is in the future, find the program by using the **ARROWS** on your remote while in the guide and press **SEL** to set a reminder.

Set up your purchase PIN.

Avoid surprise charges on your bill with a number you create that unlocks all the Pay Per View and On Demand choices Optimum TV offers.

Follow these steps to change the temporary purchase PIN that was set up during installation (3333). You'll need to do this for each cable box in your home.

- 1 Press **SETTINGS** twice on your remote.
- 2 Use the **ARROWS** to highlight "Purchasing" and press **SEL**.
- 3 Highlight "Set PIN" and press **SEL**.
- 4 Enter a new PIN and then re-enter it for confirmation.



*Not available in all areas.


Channel availability is based on level of service. Some On Demand titles available at an additional charge. Interactive programming requires a digital cable box. A digital cable box, HD digital cable box, or CableCARD is required for each TV to receive certain channels and HD services. Equipment fees apply.

The Optimum App.

Turn your mobile device into your personal entertainment center.

The improved Optimum App, featuring TV to GO, makes it possible to watch TV anywhere you've got an internet connection. You'll be able to enjoy it in and out of your home—on your laptop, iPhone®, iPad®, iPod touch®, Android and Kindle Fire. The Optimum App also keeps you in contact with your DVR and lets you schedule recordings at home and on the go. And if that's not enough TV wizardry, the Optimum App even lets you turn your mobile device into a remote control.

You can download the Optimum App at optimum.net/app.



To view Optimum TV on iPad® iPod touch® iPhone® Kindle Fire, Android device or laptop requires Optimum TV w/cable box or CableCARD, Optimum-authorized modem and wireless home router. Minimum system requirements apply and Optimum App requires application download and installation. Viewing Optimum TV on laptop not currently available to customers who subscribe only to Optimum TV. On Demand viewing is not available on the Optimum App on laptops at this time.

Phone.

Voicemail.

Never miss a message, at home or on the road.

Simply dial ***86** from your home phone to set up your voicemail.

Then you can retrieve your messages from any phone or even on the web at voice.optimum.net. Don't forget to write down your password on the inside flap of this guide.

To listen to your messages:

- From home, dial your home telephone number and enter your voicemail password.
- When you're away, call your home telephone number, press ***** when your voicemail message begins and enter your password.
- Check voicemail online by visiting voice.optimum.net and entering your Optimum ID and password.

Calling features.

Whether you want to make the call, take the call or shake the call, Optimum Voice helps you do it.

Over 20 tools to make calling more efficient, including Call Forwarding, Backup Phone and VIP Ringing. Optimum Voice also brings you Caller ID on Optimum TV, so you can decide whether you want to answer a call or let voicemail pick it up. It's everything you need to take your phone service to the next level.

Find out more about calling features by visiting voice.optimum.net.

International calling.

Whether you're calling Malaysia or Mexico, Optimum has you covered. Learn more about all options at optimum.net/intlcalling.

Optimum Voice International.

International calls to over 50 destinations for only 2¢ a minute on any phone, including your mobile. And, there's no sign-up, calling plan, activation or monthly fees. You can monitor your own international calling activity and be notified if you're approaching your pre-set limit. Find out more at optimum.net/intlcalling.

Optimum Voice World Call.

Get 250 minutes of international calling every month, including 30 minutes to Cuba, day or night. With no per-minute connection charges, you get the same low rate every month. You can call directly from your Optimum Voice home phone and there are no codes or extra numbers to dial and no prepaid cards to deal with.



Optimum Voice World Call for Optimum Voice customers in good standing only. Monthly rate includes 250 int'l calling mins and up to 30 mins to Cuba per monthly billing cycle. Customers exceeding allotted mins will automatically be charged an add'l \$19.95 for 250 mins, including up to 30 mins to Cuba for use that billing cycle. Customers exceeding 500 mins in given billing cycle will be billed per minute for add'l usage. Avail only via direct dial from customer's Optimum Voice phone. Remote dialing is not avail. Calls to satellite phones and audio text lines/destinations not avail. Optimum Voice International calling available to all Optimum Voice residential customers. Where available. Rates subject to change. Visit optimum.net/intlcalling for full details and rates per destination.

Internet.

Email.

- Check your email from virtually anywhere.
- Up to 15 individual email accounts available depending on your level of service. Your Optimum ID is your email address. Visit optimum.net/idhelp to create one.

WiFi access at home.

Your Optimum Online service and Optimum Smart Router are fast, reliable and help keep your network secure. So you can connect and dive into social networking, online shopping and Netflix streaming without the hassle of all those wires.

Connecting your devices.

To make sure your smartphones, tablets, laptops and other devices are connected to the internet through your wireless home network, go to your settings, menu bar or system tray (depending on which device you're connecting) and select "WiFi". Next, select your WiFi name (SSID) and enter your password/pin. Go to optimum.net/getconnected for more detailed instructions.

Simple and secure.

Our modems and routers are easy to connect and manage, with a system so advanced that some problems can actually fix themselves. And if they can't, our team of expert Service Reps can assist with any problems you may be experiencing. Visit router.optimum.net to learn more.

Securing your router and preventing unauthorized use of your network is easy, since it's automatically set up for you. Learn more by watching a video about wireless security at optimum.net/tutorials, on Explore Optimum Channel 900 or Explore Optimum en español Channel 904.

Your service also includes up-to-date security tools at optimum.net/security to help protect your computer against viruses and the latest threats.

Netflix streaming membership required.

Optimum WiFi hotspots.

With Optimum Online, you can take fast, reliable internet service with you almost anywhere you go, when you connect at an expanding network of over 1 million Optimum WiFi hotspots. It's all part of your Optimum Online service.

You can also tune to Channel 910 to check your usage, find hotspots and register mobile devices for Automatic Sign-in.

Getting started and Automatic Sign-in.

Next time you're out and about at an Optimum WiFi hotspot, sign in once and you'll be able to connect automatically without needing to re-enter your Optimum ID or password. It's like having a hotspot almost anywhere you go.

Android users can download the Optimum WiFi Register App at the Google Play store. Once installed, enter your Optimum ID and password one time at any internet connection and your device will automatically sign in whenever you're in a hotspot.

You can also download and install the WiFi Register App on your laptop at optimum.net/auto-signin.

Depending on what level of service you have, you can register 5–15 devices for Automatic Sign-in.

- **Standard Optimum Online service:** Connect up to 5 devices.
- **Optimum Online Ultra 50:** Connect up to 10 devices.
- **Optimum Online Ultra 101:** Connect up to 15 devices.

Optimum WiFi hotspot access in select areas at no add'l charge to Optimum Online customers. Many factors affect speed. Actual speeds may vary and are not guaranteed. A WiFi-enabled device, web browser, valid Optimum ID and password are required. Network size based on area covered. Visit optimum.net/wifi to learn more.

Find Optimum WiFi hotspots.

Check out our map of indoor and outdoor hotspots at optimum.net/wifi or use your iPhone®, iPad® or iPod touch® to track down Optimum WiFi hotspots all over the place with the Optimum WiFi Hotspot Finder App. Download it from the Apple App Store or scan the code to the right.



Help.

DIY troubleshooting, no tools required.

Here are a few quick tips to keep your services running smoothly and help you save time.

TV

- If you're not getting a picture or you see a blue or black screen, check that your TV and cable box are plugged in and powered on. Then make sure all of your connections are secure. Next, make sure that your TV is on the correct input by pressing **TV/VIDEO, INPUT** or **SOURCE** on your TV manufacturer's remote control until you see a picture on your screen.
- If you're still having picture issues, reset your cable box by unplugging it from either the wall outlet or the box itself. Wait about five seconds, then plug it back in and allow the box to go through the reboot process, which should take about three minutes.
- To ensure you're getting the best HD picture on your TV, visit **optimum.net/picturequality**.

Phone and Internet

- If you're not getting a dial tone or you can't connect to the internet, make sure that your cable modem and router (if you have one) are plugged in and powered on. Then, make sure all of your connections are secure.
- If this doesn't solve the issue, reset your modem/wireless home network by unplugging the power from your modem and then your router. Plug the modem back in first and then the router, and wait until they're fully reset. This should only take a few minutes.

For more answers, go to **optimum.net/tutorials**, Explore Optimum Channel 900 or Explore Optimum en español Channel 904 for step-by-step videos. You can also tune to Optimum Channel on Channel 14 to learn more about your Optimum services, products and programming.